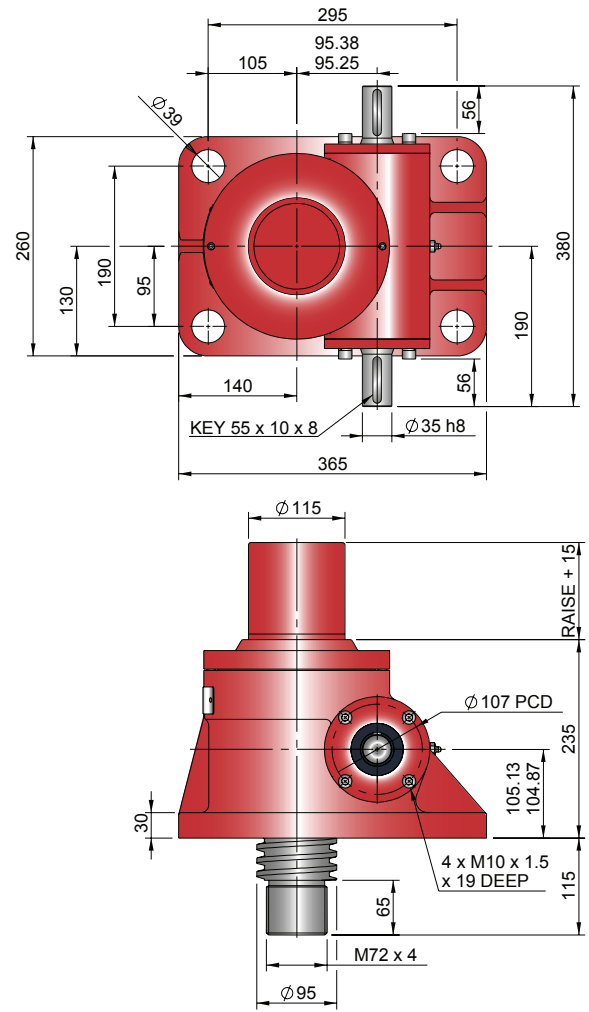
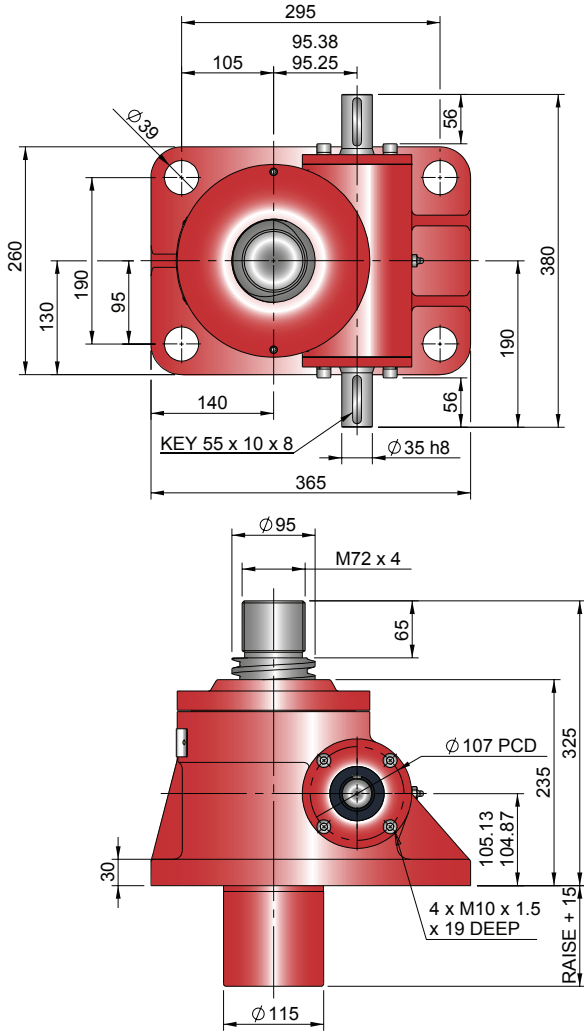


Upright EMT0300-U00

Inverted EMT0300-I00



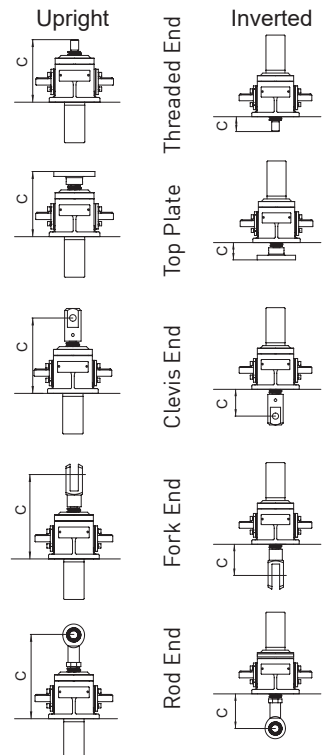
Performance

Closed Height

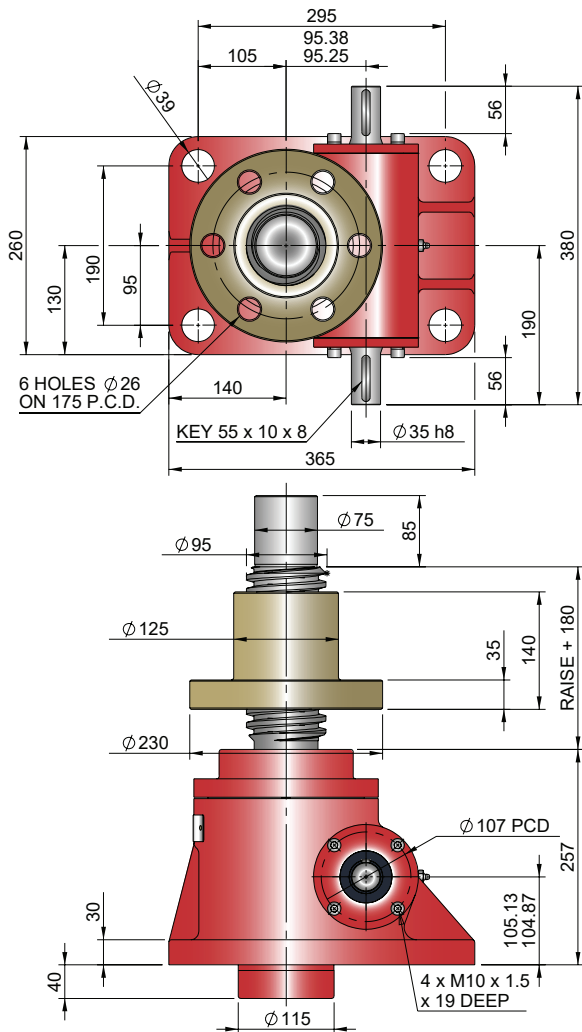
Model		EMT0300 EMR0300	
Capacity	kN	300	
Lifting Screw	Diameter (mm)	95	
	Lead	Option	1 2
	mm	16	32
Gear Ratio Option 1	Gear Ratio	10 2/3:1	
	Static Efficiency	0.149	0.232
	Dynamic Efficiency	0.205	0.308
Gear Ratio Option 2	Gear Ratio	32:1	
	Static Efficiency	0.084	0.131
	Dynamic Efficiency	0.128	0.192
Max. Input power (kW)	Gear Ratio Option 1	6.0	
	Gear Ratio Option 2	1.9	
Start up torque at full load (Nm)	Gear Ratio Option 1	480	618
	Gear Ratio Option 2	284	365

Model		EMT0300 EMR0300	
Capacity	kN	300	
Lifting Screw (mm)		16	32
Turn of worm for travel of lifting screw	Gear Ratio 1	1 Turn	1.5mm 3mm
	Gear Ratio 2	4 Turn	2mm 4mm
Maximum Through Torque (Nm)		1440	
Lifting Screw Restraining Torque (Nm)		2805	3610
Worm Shaft Maximum Radial Load (N)		2170	
Maximum Input Speed (rpm)		1800	
Gear Case Material		Steel	
Weight (kg) - stroke = 150mm		EMT	92.4
		EMR	113.78
Weight (kg) - per extra 25mm stroke		EMT	1.55
		EMR	1.13

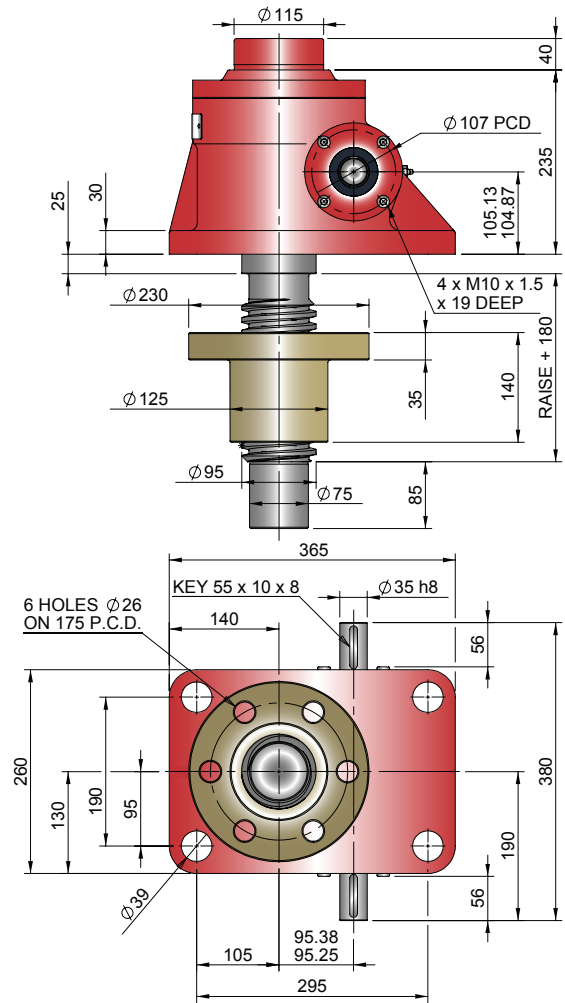
Note: All dimension in millimetres unless otherwise stated.
Designs subject to change without notice



Upright EMR0300-U00



Inverted EMR0300-I00

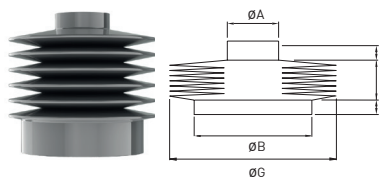


Closed Height & Bellows Boots

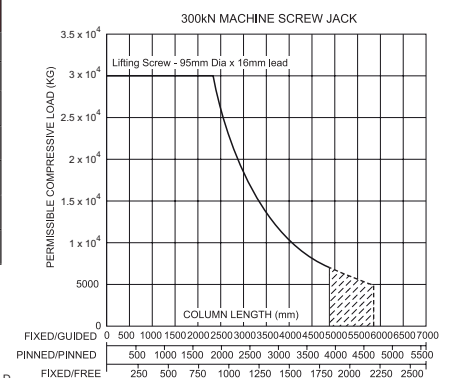
Closed Height "C"	Threaded End		Top Plate		Clevis End		Fork End		Rod End	
	Upright	Inverted	Upright	Inverted	Upright	Inverted	Upright	Inverted	Upright	Inverted
EMT0300	325	115	325	115	365	155	on request		on request	
Stroke (mm)	EMT0300 with Bellows Boots									
1-300	325	140	325	140	365	180	-	-	-	-
301-600	325	165	325	165	365	205	-	-	-	-
601-1050	350	165	350	165	390	205	-	-	-	-
1051-1500	375	190	375	190	415	230	-	-	-	-

Model	A	B	D	E	G
EMT0300	110	220	20	20	191

Stroke	1-300	301-600	601-1050	1051-1500
EMT0300	20	30	50	70



Column Strength



Note:

- 1 Inverted Screw Jacks - Bellows Boot Closed Height assumes screw jack mounted on a structure with thickness = 15mm
- 2 Inverted Screw Jacks - Recommended bellows boot mounting plate $\varnothing B \times [E + 5\text{mm}]$ thick.
- 3 Inverted Screw Jacks - Screw Jack mounting plate & bellows boot mounting plate are customers own supply
- 4 † Control tapes fitted (increase outer diameter by 20mm approximately).
- 5 For horizontal installations with than 450 mm of stroke, internal boot guides are recommended.
- 6 Customers with threaded end screw jacks must provide a fixing for the unattached bellows boot collar.
- 7 Bellows boots for Rotating Screw Jacks, other sizes, stroke and materials please consult Power Jacks.

