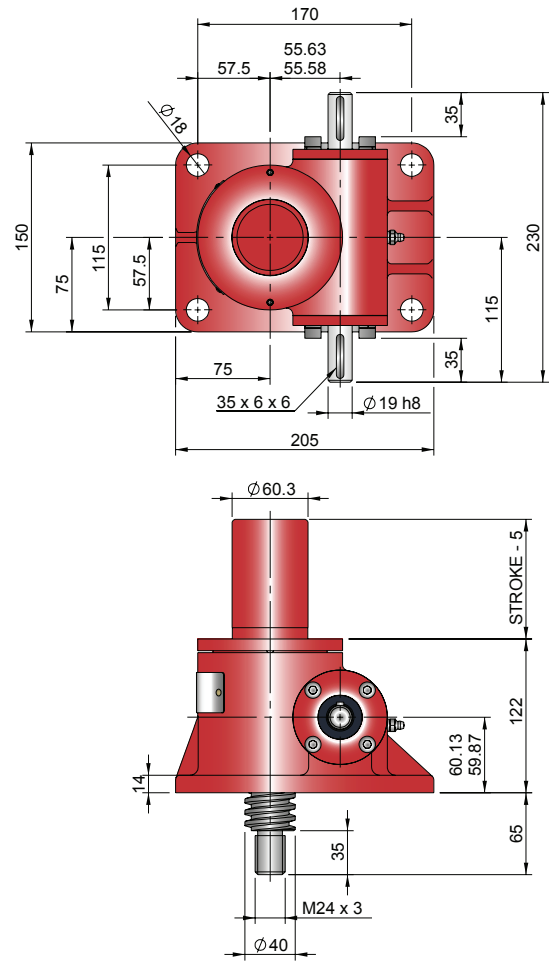
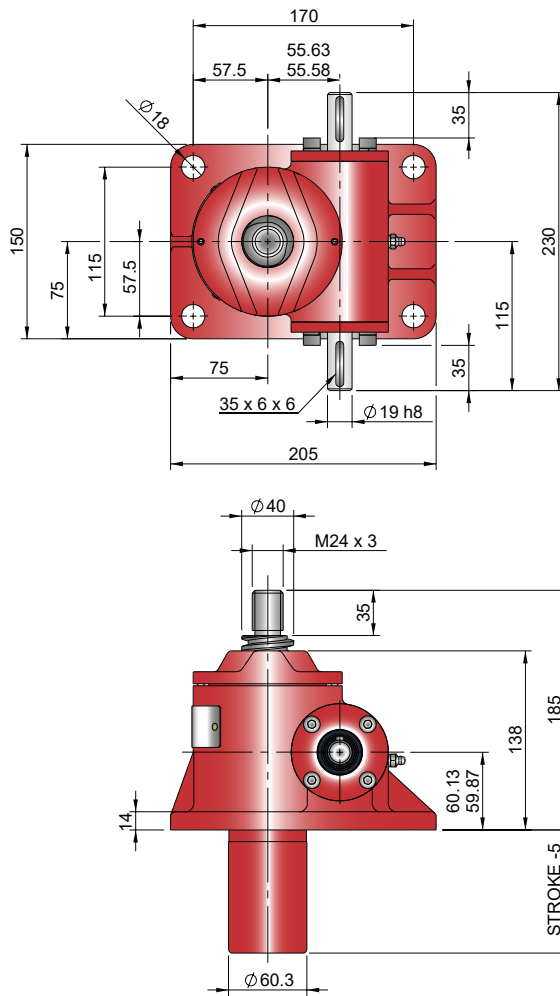


Upright EMT0050-U00

Inverted EMT0050-I00



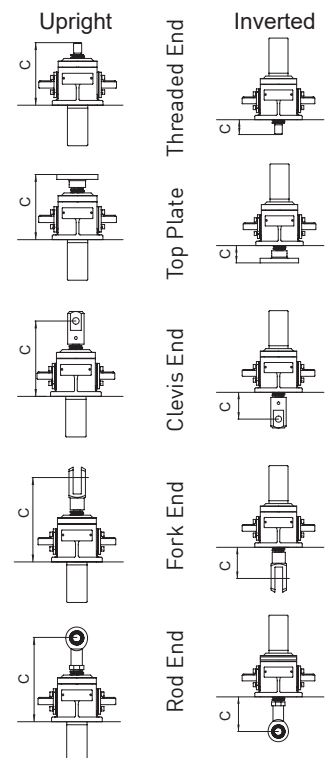
Performance

Closed Height

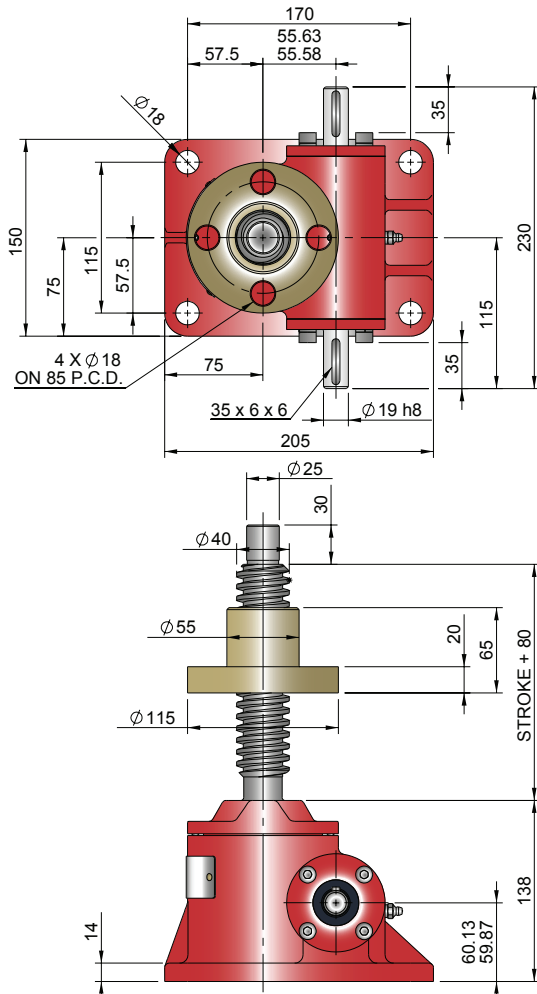
Model		EMT0050 EMR0050	
Capacity	kN	50	
Lifting Screw	Diameter (mm)	40	
	Lead	Option	1 2
	mm	9	18
Gear Ratio Option 1	Gear Ratio	6:1	
	Static Efficiency	0.213	0.314
	Dynamic Efficiency	0.281	0.398
Gear Ratio Option 2	Gear Ratio	24:1	
	Static Efficiency	0.117	0.172
	Dynamic Efficiency	0.172	0.244
Max. Input power (kW)	Gear Ratio Option 1	3.0	
	Gear Ratio Option 2	0.55	
Start up torque at full load (Nm)	Gear Ratio Option 1	56	76
	Gear Ratio Option 2	25.5	34.7

Model		EMT0050 EMR0050	
Capacity	kN	50	
Lifting Screw (mm)		9	18
Turn of worm for travel of lifting screw	Gear Ratio 1	1 Turn	1.5mm 3mm
	Gear Ratio 2	4 Turn	1.5mm 3mm
Maximum Through Torque (Nm)		168	
Lifting Screw Restraining Torque (Nm)		210	290
Worm Shaft Maximum Radial Load (N)		740	
Maximum Input Speed (rpm)		1800	
Gear Case Material		SG Iron	
Weight (kg) - stroke = 150mm	EMT	14.9	
	EMR	16.54	
Weight (kg) - per extra 25mm stroke	EMT	0.32	
	EMR	0.19	

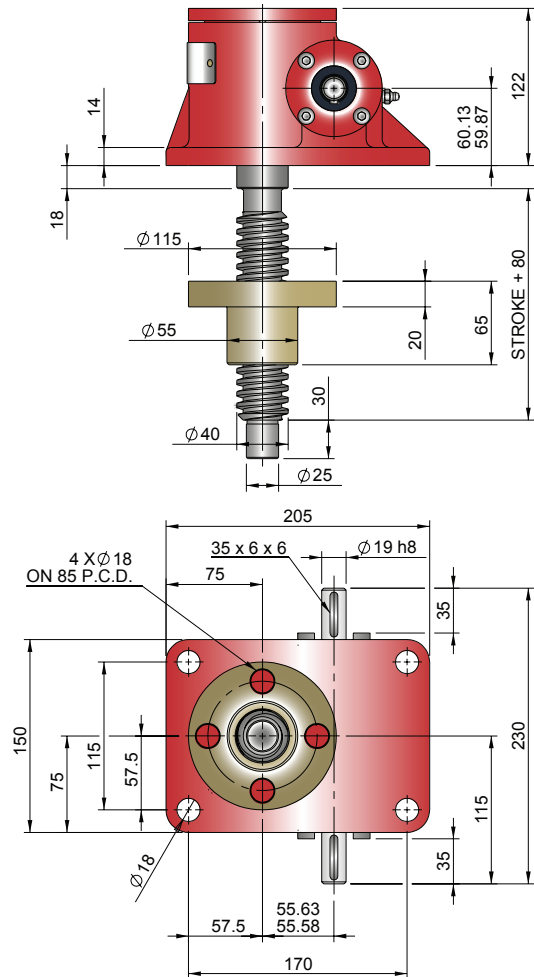
Note: All dimension in millimetres unless otherwise stated.
Designs subject to change without notice



Upright EMR0050-U00



Inverted EMR0050-I00

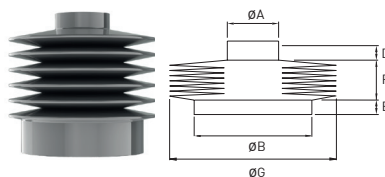


Closed Height & Bellows Boots

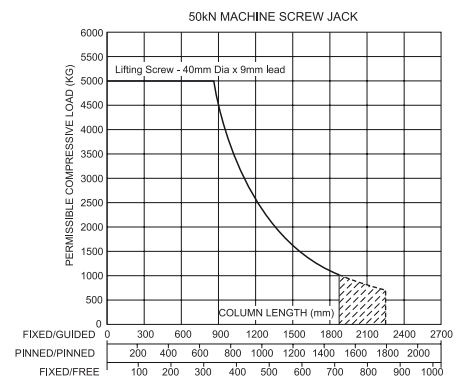
Closed Height "C"	Threaded End		Top Plate		Clevis End		Fork End		Rod End	
	Upright	Inverted	Upright	Inverted	Upright	Inverted	Upright	Inverted	Upright	Inverted
EMT0050	185	65	185	65	210	90	248	128	242	122
Stroke (mm)	EMT0050 with Bellows Boots									
1-150	185	110	185	110	210	135	248	173	257	182
151-300	185	120	185	120	210	145	248	183	257	192
301-600	210	130	210	130	235	155	273	193	282	202
601-1050	210	150	210	150	235	175	273	213	282	222
1051-1500	235	170	235	170	260	195	298	233	307	242

Model	A	B	D	E	G
EMT0050	50	115	15	31	140

Stroke	1-150	151-300	301-600	601-1050	1051-1500
EMT0050	8	20	30	50	70



Column Strength



Note:

- 1 Inverted Screw Jacks - Bellows Boot Closed Height assumes screw jack mounted on a structure with thickness = 15mm
- 2 Inverted Screw Jacks - Recommended bellows boot mounting plate $\text{ØB} \times [\text{E} + 5\text{mm}]$ thick.
- 3 Inverted Screw Jacks - Screw Jack mounting plate & bellows boot mounting plate are customers own supply
- 4 † Control tapes fitted (increase outer diameter by 20mm approximately).
- 5 For horizontal installations with than 450 mm of stroke, internal boot guides are recommended.
- 6 Customers with threaded end screw jacks must provide a fixing for the unattached bellows boot collar.
- 7 Bellows boots for Rotating Screw Jacks, other sizes, stroke and materials please consult Power Jacks.

